



POWERWAVE
ACCESSORIES

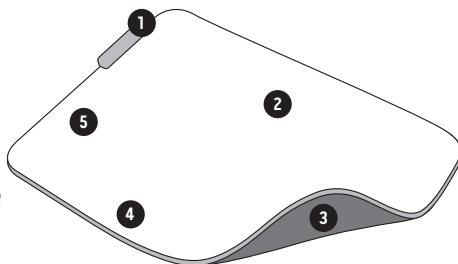
RGB XL GAMING MOUSE PAD

INSTRUCTIONS

Technical Specifications

1. RGB LED Lighting Mode button
2. Smooth tracking surface
3. Anti-slip rubber base
4. 12 Mode RGB LED Lighting
5. Breathable microfibre cloth surface

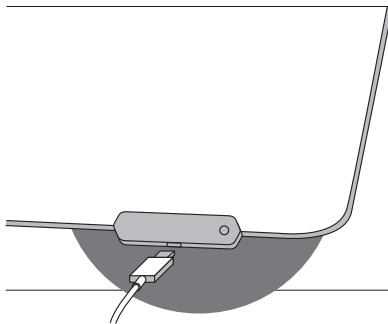
Size: 800 mm x 300mm



How to connect

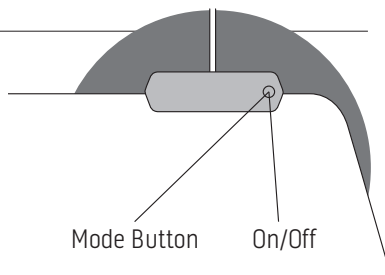
Plug the detachable Micro USB cable into the mouse pad.

Plug the USB end to any Type-A compatible port on your computer, or power/charging device.



RGB LED Lighting Settings

- | | |
|-----------|------------------------|
| 1. Green | 7. Light Blue |
| 2. Blue | 8. Pink |
| 3. Violet | 9. Yellow |
| 4. Red | 10. Slow colour change |
| 5. Cyan | 11. Fast colour change |
| 6. Yellow | 12. Colour flash |



Double click the Mode button to change the LED brightness: dim or bright.
The mouse pad will memorise your last selected brightness and mode.
To turn OFF press and hold the Mode button for 3 seconds.

Product Care

Do not attempt to modify the mouse pad.
Clean the mouse pad using only a dry cloth.
Do not use alcohol or detergent.
Keep out of direct sunlight.



Operating temperature: -25°C~65°C~+10°C
Storage temperature: -40°C~70°C~+10°C
Operating humidity: 10 - 90% rh
Storage humidity: -5 - 95% rh