



POWERWAVE
ACCESSORIES

PROTECTIVE CRYSTAL CASE

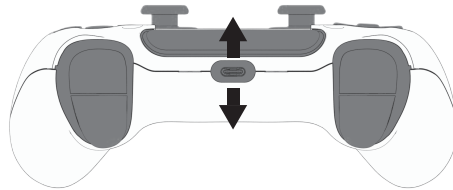
INSTRUCTIONS

Protect your DualSense™ controller from everyday bumps and scratches with the Powerwave PS5 Controller Protective Crystal Case. The hard-shell protective case can be quickly attached to your controller while allowing full access to all ports and buttons.

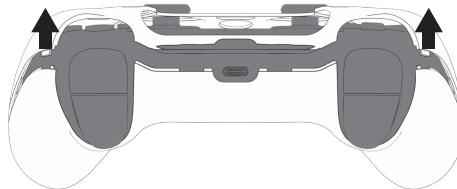
HOW TO INSTALL

1. With a soft cloth wipe the insides of the case and your controller to remove any dust or dirt.
2. Place the controller into the back half of the case.
3. Place the front half of the case on top of the controller, carefully aligning each of the clips and pushing gently into place. Do not apply too much force or you may cause damage to the clips and case.

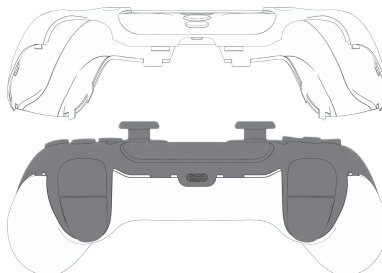
HOW TO REMOVE



1. Gently pull apart the case from the middle of the controller near the USB port



2. Carefully unclip and pull apart the two clips on each side of the triggers. Be careful not to apply too much force or you may damage the clips and case.



3. The front half of the case can now be lifted away.